



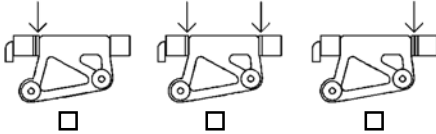


# RC12L3

## SETUP SHEET for the 12L3

DATE: \_\_\_\_\_  
DRIVER: \_\_\_\_\_  
TRACK NAME: \_\_\_\_\_  
EVENT: \_\_\_\_\_

TIRES/WHEELS	FRONT	REAR
TIRE TYPE		
TIRE DIAMETER		
STAGGER		
WHEEL TYPE		
TRACK WIDTH (car)		
TIRE TREATMENT TYPE		
SHADE IN AMOUNT OF TIRE TREATMENT:		
FRONT		REAR
outside  inside	inside  outside	

FRONT END	FRONT CASTER:
FRONT SUSP. SPACERS QTY	
FRONT SPRINGS (thickness)	
UPPER ARM MOUNTS: <input type="checkbox"/> 0° <input type="checkbox"/> 10°	
FRONT CAMBER	

REAR END	
SHOCK OIL	SHOCK SPRING
SPRING COLLAR PRELOAD	
T-BAR THICKNESS	T-BAR SPACERS, QTY
DAMPENER SPRINGS	DAMPENER SPRING SPACERS QTY
DAMPENER ROLL STOP INSERT: <input type="checkbox"/> none <input type="checkbox"/> larger dia <input type="checkbox"/> smaller dia	
DAMPENER LUBE: <input type="checkbox"/> yes <input type="checkbox"/> no	
DAMPENER LUBE TYPE	
REAR RIDE HEIGHT ADJ.: <input type="checkbox"/> #4-up <input type="checkbox"/> #1-up <input type="checkbox"/> #2-up <input type="checkbox"/> #3 <input type="checkbox"/> #2-down <input type="checkbox"/> #1-down <input type="checkbox"/> #4-down	

BODY & ELECTRONICS		
BODY TYPE AND MAKE	SPOILER/WING <input type="checkbox"/> yes <input type="checkbox"/> no	POSITION:
BATTERY TYPE	NUMBER OF CELLS	
MOTOR TYPE & WIND		
GEAR RATIO	SPUR SIZE	PINION SIZE
SPEED CONTROL	CURRENT LIMITER	
RECEIVER TYPE		

TRACK DESCRIPTION
RACE COMMENTS
CAR COMMENTS